

Year 1  
Summer Home Learning Tasks



Maths					
Summer 2 - Week 6 - 06.07.2020					
<u>Number</u>	91 ninety-one	92 ninety-two	93 ninety-three	94 ninety-four	95 ninety-five
	96 ninety-six	97 ninety-seven	98 ninety-eight	99 ninety-nine	100 one hundred
<u>Mind workout</u>	<u>Spring Term :</u> Please use your CGP book for your mind workout. Each day will have a new page to complete.  Page 33 and 33	<u>Spring Term :</u> Please use your CGP book for your mind workout. Each day will have a new page to complete.  Page 34 and 35	<u>Spring Term :</u> Please use your CGP book for your mind workout. Each day will have a new page to complete.  Page 36 and 37	<u>Spring Term :</u> Please use your CGP book for your mind workout. Each day will have a new page to complete.  Page 38 and 39	<u>Spring Term :</u> Please use your CGP book for your mind workout. Each day will have a new page to complete.  Page 40 and 41
	Day 1	Day 2	Day 3	Day 4	Day 5
<u>Adult guide:</u> How you can support your child in their daily activity.	<u>Find half:</u>  Using the diagrams within the worksheet you will be finding halves of the objects. A half is when an object is split into 2 equal parts.  If you have paper available, you could cut the model up to support understanding of fractions and making halves.		<u>Find quarter:</u>  Using the diagrams within the worksheet you will be finding quarter of the objects. A quarter is when an object is split into 4 equal parts. If you have paper and scissors available, cut the shapes out to use alongside the worksheet.		<u>Find the fractions:</u>  Match the correct fraction to its name and colour the parts equally to represent.

## Find a half (1)

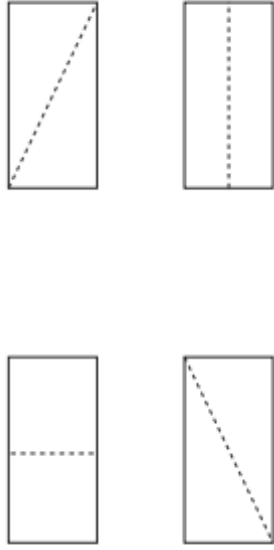
- 1 Tick the cake that is cut in half.



- 2 Draw a line to split each shape in half.



- 3 Colour half of each rectangle.



- 4 Show one half in three different ways.



- 5 Tick the shapes that show one half.



- 6 Match the halves to make a whole.



## Find a half (2)

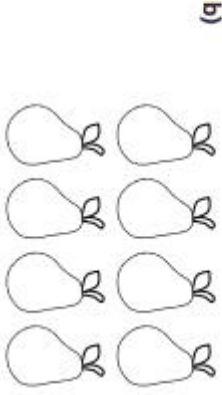
- 1 a) Circle half of the pencils.



- b) Complete the sentence.

Half of 6 is


- 2 Colour half of each group.




Did you do it the same way as your partner?

- 3 How many counters are there in each group?

Find half of each group.



Half of  is



Half of  is



is half of

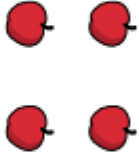
- 4 Complete the sentence.

7 is half of

## Find a quarter (2)

1 Circle a quarter of each group.

a)



A quarter of 4 is

b)



A quarter of 12 is

c)



A quarter of 20 is

2 Complete the sentences.

a) Half of 12 is

A quarter of 12 is

b) Half of 16 is

A quarter of 16 is

c) Half of 8 is

A quarter of 8 is

What do you notice?

3 A quarter is 6

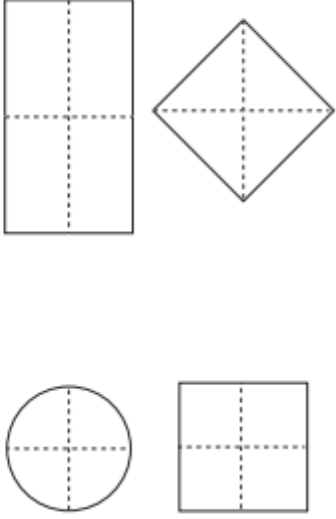


What is the whole?

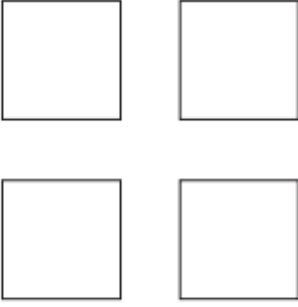
The whole is

## Find a quarter (1)

1 Colour a quarter of each shape.



2 Show a quarter in four different ways.



Kim wants to show a quarter.

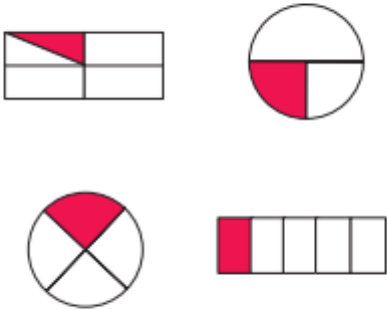
None of these show quarters.




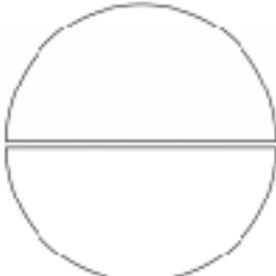


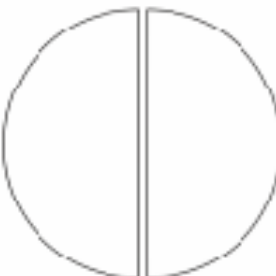


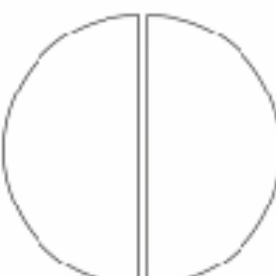

Do you agree with Kim? \_\_\_\_\_

Talk about your answer.

Tick the shapes that show one quarter.



## Read and Colour the Fractions

		
<b>one quarter</b>	<b>one half</b>	<b>three quarters</b>
		
<b>one quarter</b>	<b>one half</b>	<b>whole</b>
		
<b><math>\frac{1}{4}</math></b>	<b><math>\frac{1}{2}</math></b>	<b><math>\frac{3}{4}</math></b>

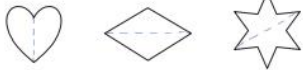
# ANSWERS:

## Find a half (1)

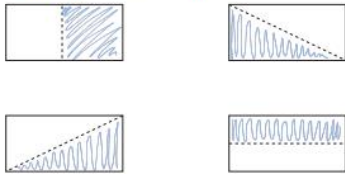
- 1 Tick the cake that is cut in half.




- 2 Draw a line to split each shape in half.



- 3 Colour half of each rectangle.



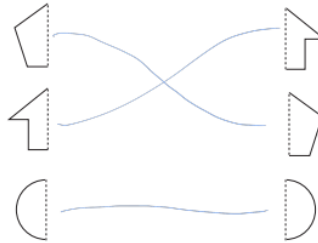
- 4 Show one half in three different ways.



- 5 Tick the shapes that show one half.



- 6 Match the halves to make a whole.



## Find a half (2)


- 1 a) Circle half of the pencils.



- b) Complete the sentence.

Half of 6 is

- 2 Colour half of each group.



Did you do it the same way as your partner?

- 3 How many counters are there in each group?  
Find half of each group.



Half of  is



Half of  is



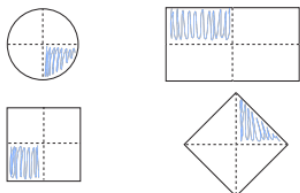
is half of

- 4 Complete the sentence.

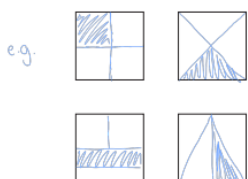
7 is half of

## Find a quarter (1)

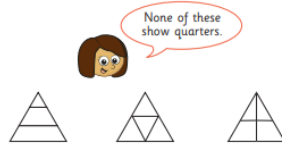
- 1 Colour a quarter of each shape.



- 2 Show a quarter in four different ways.

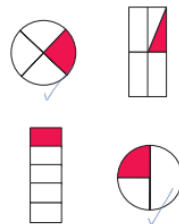


- 3 Kim wants to show a quarter.




Do you agree with Kim? No  
Talk about your answer.

- 4 Tick the shapes that show one quarter.



## Find a quarter (2)

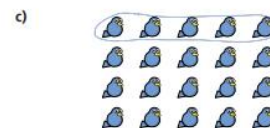
- 1 Circle a quarter of each group.



A quarter of 4 is



A quarter of 12 is



A quarter of 20 is

- 2 Complete the sentences.

a) Half of 12 is

A quarter of 12 is

b) Half of 16 is

A quarter of 16 is

c) Half of 8 is

A quarter of 8 is

What do you notice?








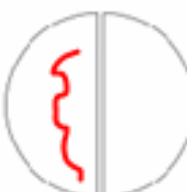

- 3 A quarter is 6



What is the whole?

The whole is

### Read and Colour the Fractions

		
one quarter	one half	three quarters
		
one quarter	one half	whole
		
$\frac{1}{4}$	$\frac{1}{2}$	$\frac{3}{4}$