




Year R - Curriculum - Summer 2 – Week 4




You can choose the order of the learning or do it in the order given.

Activity 1	Activity 2	Activity 3	Activity 4	Activity 5
<p>Understanding of the World – RE</p> <p>We have been looking at God’s Wonderful World.</p> <p>Below is a picture of two little girls looking after their chickens. They live in a country called Colombia which is in South America.</p> <p>Think of something you look after. This could be your pet, a family member or friends pet. Maybe you help to look after a sibling. Or flowers growing in your house or garden.</p> <p>Draw/write about something you look after.</p>	<p>Understanding of the World – Science</p> <p>Pepper and soap experiment.</p> <p>This is a great experiment to show why it is important to wash your hands.</p> <p>See below for equipment and instructions.</p> 	<p>Personal Social Emotional Development</p> <p>Our topic with Jigsaw Jenie this half term is “Changing Me”.</p>  <p>Last week we looked at photos of ourselves as babies and talked about things we could do and things we needed help with. This week we are going to think about the future.</p> <p>What are you most looking forward to about becoming a grown up? Driving a car? Staying up late? Cooking your own food? Doing your own cleaning?</p> <p>Draw/write about what you are looking forward to.</p>	<p>Expressive Arts and Design - Art</p> <p>This week we are going to look at dots.</p> <p>Using dots make a picture of something from memory or a still life drawing (something you can see).</p> <p>You can use pens, pencils, cotton buds or finger tips to make your dots.</p> <p>See below for examples of dot pictures from famous artists.</p>	<p>Understanding of the World – Geography</p> <p>Expressive Arts and Design - Design</p> <p>Over the last few weeks the weather has been very hot, windy, rainy and cold. The only thing we have not seen is snow!</p> <p>What is your favourite type of weather? Design an outfit to wear for that weather.</p> <p>What would you wear if it were...</p> <ul style="list-style-type: none"> • Sunny? • Very hot? • Raining? • Snowing? • Cold? • Windy?

See below for: Picture of girls with chickens (RE), Pepper and soap experiment sheet (UW), Example of dot pictures (EAD), body outline for clothes design (EAD).



Take 5



This week you are challenged to find...

1. 5 things that smell nice
2. 5 things that sound nice
3. 5 things that feel soft
4. 5 things that are small
5. 5 things that are big

Understanding of the World – RE

**Children in
Colombia
looking after
their
chickens.**



Understanding of the World - Science

Equipment


- Plate/bowl
- Water
- Pepper
- Soap (liquid soap or washing up liquid may work best)

Method

1. Pour water into a bowl or plate.
2. Sprinkle pepper on top of the water.
3. Put your finger into the pepper – what happens?
4. Now rub your finger with soap.
5. Put your finger back into the pepper – what happens now? It is the same result?

Expressive Arts and Design – Art

This is a painting by Serat called "A Day in the Park" it has been painted using dots.



This is Yayoi Kusama who likes to paint with dots.



Understanding of the World – Geography
Expressive Arts and Design – Design

