

Year 1 - English - Summer 2- Week 5 - 29.06.2020


Reading for Pleasure

Please make sure that you have some quiet reading time daily. 😊

Below are some suggested books from the Oxford Owl website for you to read at home. Please click the image to open the link and enjoy the story!

There are also links to Stories with Staff and other reading resources on the school website. Maybe you could even try creating your own reading video to share with me over email!


Green Books: Mrs Harris group




Orange Books: Miss Kavanagh's group



Orange Books: Miss Hamilton's group



Blue Books: Miss Howard's group



Spellings

water

where

who

again

thought

through

find

cold

giant

cent

Day 1

Day 2

Day 3

Day 4

Day 5

Phonics

Please spend a minimum of 10 minutes a day completing and practicing Phonics.

Set 1,2,3 -

v, air, o-e

There are daily RWI Live lessons to tune into throughout the morning. Please click the link below.

Set 1,2,3 -

y, ir, u-e

Reading longer words:
ou/ow

Set 1,2,3 -

w, ou, aw

Reading longer words:
ire

Set 1,2,3 -

z, oy, are

Reading longer words:
ear

Set 1,2,3 -

x, ay, ur

Reading longer words:
ee/ea

You can also use the following links and games to practise your sounds:

	<p>https://www.youtube.com/channel/UCo7fblgY2oA_cFCIlg9GdxtQ?mccid=88ed0ca51f&mc_eid=%5BUNIQID%5D&mc_cid=88ed0ca51f&mc_eid=0d4ee11017</p> <p>Reading longer words: ir/ue/er</p>	<p>Sets 1,2,3: https://www.phonicsbloom.com/uk/game/whats-behind-the-door?phase=1 https://www.ictgames.com/mobilePage/helpAHedgehog/index.html https://www.phonicsbloom.com/uk/game/match-cards?phase=2 https://www.phonicsbloom.com/uk/game/alien-escape?phase=3</p> <p>Set 5: https://www.phonicsbloom.com/uk/game/yes-no-yeti?phase=5</p>			
CGP book 10 min workout:	Autumn Term 1: Page 16	Autumn Term 1: Page 17	Autumn Term 1: Page 18	Autumn Term 1: Page 19	Autumn Term 1: Page 20
<p>Writing (Sentence structure and punctuation) I hope you enjoy this week's activities. Please remember to share your work with me via email!</p>	<p>Exclamation marks: Listen to the clip below about exclamation marks: https://www.youtube.com/watch?v=AHSKFbdYq1U</p> <p>This week we are going to be looking at writing using exclamation marks and onomatopoeia to add detail and excitement to our writing.</p>	<p>Using onomatopoeia: Onomatopoeia is when a word describes a sound and actually mimics the sound of the object or action it refers to when it is spoken.</p> <p>Words such as crash, bang, bump, burp, purr, zap, pow.</p> <p>Below is a song to help you remember:</p>	<p>Writing exclamatory sentences: Watch the song clip below about exclamation marks: https://www.youtube.com/watch?v=r4QZG71z96o</p> <p>Below are three pictures, using your knowledge of exclamation marks and onomatopoeia, can you come up with your own sentences using exclamation marks and</p>	<p>Create a villain: In comic books there are lots of examples of onomatopoeia and exclamation marks.</p> <p>Today you are going to plan your own front page for a new comic book focussing on the villains.</p> <p>You can use the template below to plan your ideas and create the onomatopoeia to</p>	<p>Writing a mini comic: Now that you have planned and created your villain, today you are going to create the front page of their comic.</p> <p>Remember to use onomatopoeia to highlight their actions;</p> <p>For example if they are running away to escape you may want to use words like 'Zoom' 'zap' 'zips'.</p>

	<p>Have a think about where you usually see exclamation marks? What type of text/book are they usually spotted in?</p> <p>Below is a worksheet to complete whereby you need to add the correct punctuation to the end of the sentence.</p>	<p>Can you complete the activity sheet below by writing onomatopoeia for the image?</p> <p><u>For example:</u> The scissors snipped the hair.</p> <p>The glass smashed.</p>	<p>onomatopoeia.</p> <p><u>For example:</u> Wow look! What a beautiful cake! It has blue and pink icing. My favourite! I would love to cut a slice for me to taste.</p>	<p>match the villain.</p> <p>Think also about the colour scheme you use.</p>	<p>Below I have left a template for you to use to support the writing.</p>
<p><u>Writing Resources</u></p>	<p>Please see templates attached below for each daily activity. These are suggestions as to how to display/present your work for each activity. You can recreate these in your yellow Literacy book from your Home Learning Pack, they can also be printed and stuck into your Yellow Literacy book (should you be able to do so) or alternatively you can display your work in your own way in your own books.</p>				

Week 10 Spelling Test (to be completed on Friday).

1. Please can I have a glass of _____.	6. The road is blocked, we can't get _____.
2. Do you know _____ the park is?	7. Can you help me _____ my hat?
3. _____ are you?	8. It's so _____ in here!
4. I fell over _____.	9. I just saw a _____ orange.
5. I _____ that was the way to the park.	10. I found 30 _____.

Which questions did you get right? Colour them in.

1	2	3	4	5	6	7	8	9	10	Total marks	/10			
---	---	---	---	---	---	---	---	---	----	-------------	-----	---	---	---

Writing Day 1 - Exclamation marks:

1. Put the exclamation mark into these sentences in the correct place.

The concert was amazing

Wow That star is really bright

What a lovely smile you have

"Sit down and be quiet " the man shouted

Draw a line to the correct piece of punctuation.

What time is the next train to London

The old car rattled along the road



What a great footballer you are

Crash



How old are you



Sitting quietly, the boy read his book

2. Full stop or exclamation mark?

1. I watched Frozen last night__ What a brilliant film __








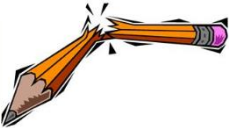




2. "Help __" shouted the boy __

3. The wolf looked at Little Red Riding Hood __ "What big ears you have __"

4. Bang __ The fireworks exploded in the air.

5. The woman gave some money to charity __ How generous is she __

Writing Day 2 - Onomatopoeia:

 <p>_____</p> <p>_____</p> <p>_____</p>	 <p>_____</p> <p>_____</p> <p>_____</p>	 <p>_____</p> <p>_____</p> <p>_____</p>
 <p>_____</p> <p>_____</p> <p>_____</p>	 <p>_____</p> <p>_____</p> <p>_____</p>	 <p>_____</p> <p>_____</p> <p>_____</p>
 <p>_____</p> <p>_____</p> <p>_____</p>	 <p>_____</p> <p>_____</p> <p>_____</p>	 <p>_____</p> <p>_____</p> <p>_____</p>
 <p>_____</p> <p>_____</p> <p>_____</p>	 <p>_____</p> <p>_____</p> <p>_____</p>	 <p>_____</p> <p>_____</p> <p>_____</p>

Day 3 - Using exclamation



Challenge:

Can you write a sentence about these pictures?



Onomatopoeia



pop



boom



vroom




pitter-patter



whizz



bang



crash



drip



meow



wham



buzz

zap



crackle



eek



crunch



splash



squish



swoosh



ring



boing

Writing Day 2 -

Creating Characters

Do the other characters in your story get on with this character? Why? _____

Does your character have a special talent? What is it? _____

What does your character look like? Use your drawing to help you. Does your character have any distinctive features? _____

Writing Day 3 -

