

Year 1 - English - Week 8 - 15.06.2020

Reading for


Pleasure

Please make sure that you have some quiet reading time daily. 😊


Below are some suggested books from the Oxford Owl website for you to read at home. Please click the image to open the link and enjoy the story!

There are also links to Stories with Staff and other reading resources on the school website. Maybe you could even try creating your own reading video to share with me over email!


Green Books: Mrs Harris group



Pink Books: Miss Kavanagh's group



Orange Books: Miss Hamilton's group



Yellow Books: Miss Howard's group



Spellings

Please practice the following spellings using our 'Look, Cover, Check' approach. Each Friday, please complete the Spelling Test attached below.

unkind

undo

unload

unfair

unlock

unhappy

untie

unpack

she

his

	Day 1	Day 2	Day 3	Day 4	Day 5
Phonics Please spend a minimum of 10 minutes a day completing and practicing Phonics.	<u>Set 1,2,3 -</u> c, ou, ow There are daily RWI Live lessons to tune into throughout the morning. Please click the link below. https://www.youtube.com/channel/UCo7fbLgY2oA_cFCI9GdxtQ?mccid=88ed0ca51f&mc_eid=%5BUNIQID%5D&mc_cid=88ed0ca51f&mc_eid=0d4ee11017 <u>Reading longer words:</u> ir	<u>Set 1,2,3 -</u> k, oy, ai <u>Reading longer words:</u> ear <u>You can also use the following links and games to practise your sounds:</u> <u>Sets 1,2,3:</u> https://www.phonicsbloom.com/uk/game/whats-behind-the-door?phase=1 https://www.ictgames.com/mobilePage/helpAHedgehog/index.html https://www.phonicsbloom.com/uk/game/match-cards?phase=2 https://www.phonicsbloom.com/uk/game/alien-escape?phase=3 <u>Set 5:</u> https://www.phonicsbloom.com/uk/game/yes-no-yeti?phase=5	<u>Set 1,2,3 -</u> u, ay, oa <u>Reading longer words:</u> ee/ea	<u>Set 1,2,3 -</u> b, ee, ew <u>Reading longer words:</u> oy/oi	<u>Set 1,2,3 -</u> f, igh, ire <u>Reading longer words:</u> ay/a-e/ai
	<u>CGP book 10 min workout:</u> Please use the CGP book and spend 10 minutes on the daily task.	<u>Autumn Term 1:</u> <u>Page 2</u> F, ff, l, ll Separating words The ai sound.	<u>Autumn Term 1:</u> <u>Page 4</u> n, kn Forming sentences The short e sound.	<u>Autumn Term 1:</u> <u>Page 6</u> s, z, ss, zz using capital letters short oo sound.	<u>Autumn Term 1:</u> <u>Page 8</u> -tch ending using full stops the air sound.

<p><u>Writing (Sentence structure and punctuation)</u></p> <p>I hope you enjoy this week's activities. Please remember to share your work with me via email!</p>	<p><u>Creating a setting:</u></p> <p>Listen to the story 'The dinosaur that pooped a planet' below: https://www.youtube.com/watch?v=dzOjs4irfAw</p> <p>This week we are going to be focussing on creative writing and working towards writing our own short story.</p> <p>Think about a favourite story of yours; where is the story set?</p> <p>What does the author use to</p>	<p><u>Creating a main character:</u></p> <p>Now that you have decided on your setting, it's time to create a main character.</p> <p>Think back to the dinosaur and Danny from our story yesterday; what qualities did they have?</p> <p>Danny and Dino are quite brave and courageous for travelling to space.</p> <p>Think of what your main character will be like? Will they be friendly,</p>	<p><u>Story mapping:</u></p> <p>Before we write our story we will need to plan the events that happen.</p> <p>Remember, you are in control of what happens in your story and get to decide how the events turn out.</p> <p>If your character is travelling to space, what might they come across? Will they meet some aliens on their journey? If they are on a tropical island, will</p>		<p><u>Writing a mini story:</u></p> <p>Now that you have planned your story and decided on your main character, it's time to begin writing your short story.</p> <p>Work your way through the story, using your plans from earlier in the week to help you to tell the tale of your character and their setting.</p> <p>If you like, you could even act out your story and share it with me over email and I will try to add it to the school twitter/blog page for our class to see.</p> <p>Below I have left a template for you to use to support the writing.</p>

	<p>highlight the setting, how do you know what the environment is like within the story?</p> <p>Below are some examples of settings that you can choose from and describe.</p> <p>You can do more than one if you like to represent different places within your story.</p>	<p>confident or will they be quiet and calm?</p> <p>Your character can be anything you imagine! I have left some ideas below for character inspiration.</p>	<p>they make friends with some sea creatures?</p> <p>Think as you are planning your adventure!</p>	
<p><u>Writing Resources</u></p>	<p>Please see templates attached below for each daily activity. These are suggestions as to how to display/present your work for each activity. You can recreate these in your yellow Literacy book from your Home Learning Pack, they can also be printed and stuck into your Yellow Literacy book (should you be able to do so) or alternatively you can display your work in your own way in your own books.</p>			

Week 8 Spelling Test (to be completed on Friday).

YEAR 1 NEW CURRICULUM SPELLING TESTS

Summer Test 8

Name: Class: Date:

1 He was to his friend.

2 I cannot the knot.



3 We need to the logs from the truck.

4 I felt it was

5 The key will the gate.

YEAR 1 NEW CURRICULUM SPELLING TESTS

Summer Test 8

Name: Class: Date:



6 The girl was because she lost her kite.

7 She helped me my laces.

8 I the shopping.

9 I like oranges and likes pears.

10 He left coat in the car.

Which questions did you get right? Colour them in.

1	2	3	4	5	6	7	8	9	10	Total marks	/10			
---	---	---	---	---	---	---	---	---	----	-------------	-----	--	--	--

Writing Day 1 -

Story Settings Description



Key Words

sandy dusty hot
scorching bright
dry warm old wild
wooden old-fashioned
unattractive dirty filthy
arid

Story Settings Description



Key Words

windy warm hot tropical
beautiful magnificent
noisy dangerous
ferocious swashbuckling
daring sandy exciting
adventurous frightening

Story Settings Description



Key Words

beautiful fantastic
lovely green leafy
noisy crowded lively
fun entertaining busy
enjoyable relaxing
wonderful pleasant

Story Settings Description



Key Words

beautiful magical
enchanted glowing
glistening glittering stunning
fantastic magnificent starry
quiet bright majestic
glamorous elegant

Writing Day 1 -

Story Settings Description



Key Words

alien weird strange
unusual mysterious
futuristic glowing
gleaming amazing
fantastic metallic bizarre
unsettling odd exciting

Story Settings Description



Key Words

beautiful unsettling
giant calm wild lovely
dangerous fantastic
scorching freezing windy
spooky magnificent quiet
noisy tense lonely

Story Settings Description



Key Words

noisy busy crowded wild
fantastic beautiful majestic
fantastic fascinating
dangerous roaring wonderful
exciting interesting
entertaining enjoyable

Story Settings Description



Key Words

spooky haunted gloomy
scary frightening
terrifying dark cold
dangerous mysterious
eerie lonely creepy foggy
misty

Writing Day 2 - Character description mat

Character Description



happy



angry



ugly



beautiful



tall



small



scary




wicked



handsome



strange



colourful



silly

caring

rude

friendly

sly

evil

clever

kind

honest

nasty

gently

pretty

cross

grumpy

horrible

brave

shy

mean

noble

polite

wise

calm

bold

helpful

smart

furious

cunning

unkind

cruel

charming

clumsy

odd

bored

young

old

nervous

lazy

Writing Day 2 -


Character Profile

Character name

Appearance:

Personality:

Draw a sketch of your character:



Actions: What does your character **do** in the story?

Change:

Writing Day 3 -

Story Mapping Boxes

<p>Beginning</p> <p>What happens at the beginning?</p> <p>Who are the main characters?</p> <p>Where is it set?</p>	
<p>Build up</p> <p>What happens next?</p> <p>How does the story hint at a problem?</p>	
<p>Problem</p> <p>What is the problem within the story?</p>	
<p>Resolution</p> <p>How is this problem resolved/sorted out?</p>	
<p>Ending</p> <p>How does the story end?</p> <p>Does it end happily? Is there a twist to the plot?</p>	

Fine motor skills additional tasks:

