




Year R - Curriculum - Summer 2 – Week 1




You can choose the order of the learning or do it in the order given.

Activity 1	Activity 2	Activity 3	Activity 4	Activity 5
<p>Understanding of the World – RE</p> <p>God created the world in seven days. See below for a picture of God’s Wonderful World. Talk about what you can see. What do you think is wonderful about God’s world?</p> <p>Draw/paint a picture of your own world. What would you like to create? What would your world look like?</p>	<p>Understanding of the World - Science</p> <p>Today explore floating and sinking – this could be done in the bath, sink or in a bowl.</p> <p>Choose 5 objects (check with an adult what objects you are going to use).</p> <p>Place them in the water one at a time and watch to see which objects float and which objects sink.</p> <p>What do you notice about the objects that float/sink? What materials are they made from?</p> 	<p>Personal Social Emotional Development</p> <p>Our topic with Jigsaw Jenie this half term is Changing Me </p> <p>This week we will look at “My body”.</p> <p>Think about your body and in 2 minutes name as many parts of the body as possible.</p> <p>Using a large piece of paper draw around someone and label all the parts of the body or use the body outline below.</p>	<p>Expressive Arts and Design - Art</p> <p>Using pens/pencils or paints can you create a self-portrait. Use a mirror to look at your facial features.</p> <p>For the self-portrait you can include your face, neck and shoulders. You do not need to draw your whole body unless you want to.</p>	<p>Understanding of the World - Geography</p> <p>Look at the two pictures below of different locations – one is a seaside scene the other is a forest.</p> <p>What is different about these places?</p> <p>What is the same?</p> <p>What can you do at the beach that you cannot do in the forest?</p> <p>What can you do in the forest that you cannot do in the park?</p> <p>Draw a picture of your favourite place.</p>

See below for: God’s Wonderful World (RE), Floating and sinking sheet (Science), Body outline (PSED), Seaside picture and Forest picture (UW)



Take 5



This week we are going to be designers
You could draw your design or make your design using boxes and other resources.

1. Design something to make you move faster.
2. Design a birthday cake.
3. Design a crown for a King or Queen.
4. Design a new playground.
5. Design a flag for St Joseph's.

Understanding of the World - RE



Understanding of the World - Science


Floating



Sinking



Personal, Social and Emotional Development



Understanding of the World - Geography

