

Year 1 - English - Summer 2 Week 1 - 01.06.2020




Reading for Pleasure

Please make sure that you have some quiet reading time daily. 😊


Below are some suggested books from the Oxford Owl website for you to read at home. Please click the image to open the link and enjoy the story!

There are also links to Stories with Staff and other reading resources on the school website. Maybe you could even try creating your own reading video to share with me over email!


Green Books: Mrs Harris group




Pink Books: Miss Kavanagh's group



Orange Books: Miss Hamilton's group



Yellow Books: Miss Howard's group



Spellings

Please practice the following spellings using our 'Look, Cover, Check' approach. Each Friday, please complete the Spelling Test attached below.

helping

helped

helper

playing

played

player

quicker

quickest

day

came

	Day 1	Day 2	Day 3	Day 4	Day 5
Phonics Please spend a minimum of 10 minutes a day completing and practicing Phonics.	<u>Set 1,2,3 -</u> nk, oo, ew There are daily RWI Live lessons to tune into throughout the morning. Please click the link below. https://www.youtube.com/channel/UCo7fbLgY2oA_cFCI9GdxtQ?mccid=88ed0ca51f&mc_eid=%5BUNIQID%5D&mc_cid=88ed0ca51f&mc_eid=0d4ee11017 <u>Phase 5:</u> au, ie	<u>Set 1,2,3 -</u> nk, ar, ire <u>Phase 5:</u> ay, ff	<u>Set 1,2,3 -</u> k, oy, ai <u>Phase 5:</u> wh, au	<u>Set 1,2,3 -</u> u, ay, oa <u>Phase 5:</u> kn, a-e	<u>Set 1,2,3 -</u> f, igh, ire <u>Phase 5:</u> ue, e-e
	<p><u>You can also use the following links and games to practise your sounds:</u></p> <p><u>Sets 1,2,3:</u> https://www.phonicsbloom.com/uk/game/whats-behind-the-door?phase=1 https://www.ictgames.com/mobilePage/helpAHedgehog/index.html https://www.phonicsbloom.com/uk/game/match-cards?phase=2 https://www.phonicsbloom.com/uk/game/alien-escape?phase=3</p> <p><u>Set 5:</u> https://www.phonicsbloom.com/uk/game/yes-no-yeti?phase=5</p>				
Writing This week's Literacy work is going to be based around the story of 'Billy Goats Gruff.'	<u>Listen, draw and write:</u> Listen to the story 'Billy Goats Gruff' online: https://www.youtube.com/watch?v=3QzT1sq6	<u>Character description:</u> Choose a character from the story. Can you write a character	<u>Reading comprehension:</u> Can you answer the questions on the story correctly? Think back to the	<u>Create an alternative ending:</u> Now that we know the storyline of this traditional tale, can you create your own alternative ending	<u>Review the story:</u> This is the last story in our traditional tales unit. Which story did you enjoy the most?

<p>This week you are going to be writing a book review, writing in role as a character and creating some puppets.</p> <p>I hope you enjoy this week's activities. Please remember to share your work with me via email!</p>	<p>kCY or read typed the version below.</p> <p>Can you discuss with someone at home who the main characters in the Tale are?</p> <p>Complete the story sequence below to identify what happens at throughout the story.</p>	<p>description using the prompts below?</p> <p>You can use the sheets below or create your own version and draw a picture of your character and your writing.</p> <p>Try to use some of the adjectives in the examples below when writing your paragraph.</p> <p>If you like, you can do more than one character.</p>	<p>beginning of the week and what we know about the story?</p>	<p>to the story?</p> <p>Don't forget to send any photos of work that you are proud of and have completed 😊</p>	<p>Why?</p>
<p><u>Writing Resources</u></p>	<p>Please see templates attached below for each daily activity. These are suggestions as to how to display/present your work for each activity. You can recreate these in your yellow Literacy book from your Home Learning Pack, they can also be printed and stuck into your Yellow Literacy book (should you be able to do so) or alternatively you can display your work in your own way in your own books.</p>				

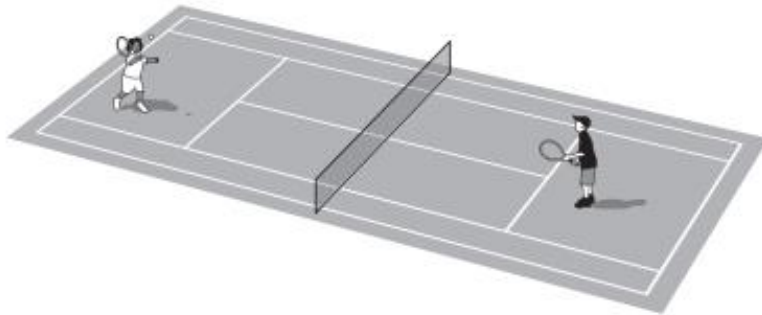
Week 6 Spelling Test (to be completed on Friday).

YEAR 1 NEW CURRICULUM SPELLING TESTS

Summer Test 6

Name: _____ Class: _____ Date: _____

- 1 I like _____ my dad.
- 2 We _____ to pack away the toys.
- 3 Ben was her special _____.
- 4 We were _____ in the garden.




- 5 They _____ tennis.

YEAR 1 NEW CURRICULUM SPELLING TESTS

Summer Test 6

Name: _____ Class: _____ Date: _____

- 6 We needed another _____ for the game.



- 7 I needed to pedal _____.
- 8 We went the _____ way to the pool.
- 9 It is a very hot _____.
- 10 My aunty _____ for tea.

Which questions did you get right? Colour them in.

1	2	3	4	5	6	7	8	9	10	Total marks	/10			
---	---	---	---	---	---	---	---	---	----	-------------	-----	---------------------------------------------------------------------------------------	---------------------------------------------------------------------------------------	---------------------------------------------------------------------------------------

Writing Day 1 - Story:

The Three Billy Goats Gruff

Once upon a time, there were three Billy Goats Gruff who lived in a valley. One day, they made a plan to cross a bridge that had a grumpy troll underneath.

The smallest Billy Goat Gruff came to the bridge.

"Who's that trip trapping over my bridge?" growled the troll.

"It's only me, the little Billy Goat Gruff," said the smallest goat.

"Then I'm going to eat you up!" roared the troll.

"But my brother is much bigger. You should wait for him" said the smallest Billy Goat Gruff.

Next, the medium-sized Billy Goat Gruff came to the bridge.

"Who's that trip trapping over my bridge?" growled the troll.

"It's only me, the medium-sized Billy Goat Gruff," said the goat.

"Then I'm going to eat you up!" roared the troll.

"But my brother is much bigger. You should wait for him" said the medium-sized Billy Goat Gruff.

Soon, the biggest Billy Goat Gruff came to the bridge.

"Who's that trip trapping over my bridge?" growled the troll.

"It's me, Big Billy Goat Gruff," said the goat.

"Then I'm going to eat you up!" roared the troll.

"Oh no you won't!" shouted the biggest goat, and he butted him off the bridge. The troll was never seen again.

The big Billy Goat Gruff joined his brothers in the field of sweet, green grass.



Writing Day 1 - Story mat/example layout:

The Three Billy Goats Gruff

name _____ date _____

What is the setting?

Who are the main characters?

What happens first?

What happens next?

What happens last?



Writing Support - Word map:


The Three Billy Goats Gruff



valley



small



grass



goats



river




medium



bridge



big



hooves



troll

Writing day 2 example/layouts:

Troll



Circle some words that describe your character.

happy	clever	calm	evil	beautiful	rude	helpful
angry	furious	smart	handsome	honest	friendly	wicked
caring	kind	nasty	ugly	cross	shy	mean
pretty	sly	scary	moody	bold	fierce	horrible

Write some sentences about your character.

Big goat




Circle some words that describe your character.

happy	clever	calm	evil	beautiful	rude	helpful
angry	furious	smart	handsome	honest	friendly	wicked
caring	kind	nasty	ugly	cross	shy	mean
pretty	sly	scary	moody	bold	fierce	horrible

Write some sentences about your character.

Medium-sized goat




Circle some words that describe your character.

happy	clever	calm	evil	beautiful	rude	helpful
angry	furious	smart	handsome	honest	friendly	wicked
caring	kind	nasty	ugly	cross	shy	mean
pretty	sly	scary	moody	bold	fierce	horrible

Write some sentences about your character.

Small goat



Circle some words that describe your character.

happy	clever	calm	evil	beautiful	rude	helpful
angry	furious	smart	handsome	honest	friendly	wicked
caring	kind	nasty	ugly	cross	shy	mean
pretty	sly	scary	moody	bold	fierce	horrible

Write some sentences about your character.

Writing day 3 example/layout:

The Three Billy Goats Gruff Questions

1. How many Billy Goats are there in the story?

2. Who lived under the bridge?

3. Which Billy Goat Gruff went first?

4. What did the troll say when he could hear them coming over the bridge?

5. What did the troll want to do with the goats?

6. What did the biggest goat do to the troll?

Writing Day 5 - Support Sheet/example of layout:

My Book Review

Title: _____

Author: _____

Did you like the book?

Rate the book by colouring in the stars.



What was your favourite part?

Draw your favourite scene from the book.



My Book Review

Name: _____

Date: _____

Book Title: _____



How did you feel about this book?



Draw your favourite part of the book.



Fine motor skills:

Pencil Control Path

Draw a line connecting the two pictures.
Stay in the middle of the path!

twinkl www.twinkl.co.uk

Pencil Control Path

Draw a line connecting the two pictures.
Stay in the middle of the path!

twinkl www.twinkl.co.uk